

RL201 THRU RL207

GENERAL PURPOSE SILICON RECTIFIER

Reverse Voltage - 50 to 1000 Volts Forward Current - 2.0 Amperes

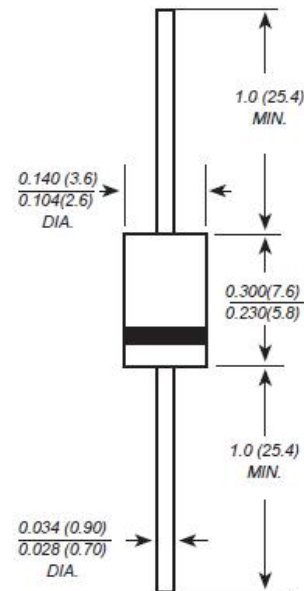
FEATURES

- ◆ The plastic package carries Underwriters Laboratory Flammability Classification 94V-0
- ◆ Construction utilizes void-free molded plastic technique
- ◆ Low reverse leakage
- ◆ High forward surge current capability
- ◆ High temperature soldering guaranteed: 250°C/10 seconds, 0.375" (9.5mm) lead length, 5 lbs. (2.3kg) tension

Mechanical Data

- ◆ Case: DO-15 molded plastic body
- ◆ Terminals: Plated axial leads, solderable per MIL-STD-750, Method 2026
- ◆ Polarity: Color band denotes cathode end
- ◆ Mounting position: Any
- ◆ Weight: 0.014 ounce, 0.40 grams

DO-15



Dimensions in inches and (millimeters)

MAXIMUM RATINGS AND ELECTRICAL CHARACTERISTICS

Rating at 25°C ambient temperature unless otherwise specified.

Single phase, half wave, 60Hz, resistive or inductive load. For capacitive load, derate current by 20%

PARAMETER	SYMBOL	RL201	RL202	RL203	RL204	RL205	RL206	RL207	UNIT
Maximum Repetitive Peak Reverse Voltage	V_{RRM}	50	100	200	400	600	800	1000	VOLTS
Maximum RMS Voltage	V_{RMS}	35	70	140	280	420	560	700	VOLTS
Maximum DC Blocking Voltage	V_{DC}	50	100	200	400	600	800	1000	VOLTS
Maximum average forward rectified current 0.375" (9.5mm) lead length at $T_A=75^\circ\text{C}$	$I_{(AV)}$	2.0							Amp
Peak Forward Surge Current 8.3ms single half sine-wave superimposed on rated load (JEDEC Method)	I_{FSM}	50.0							Amps
Maximum instantaneous forward voltage at 2.0A	V_F	1.4							VOLTS
Maximum DC Reverse Current $T_A=25^\circ\text{C}$ at Rated DC blocking voltage $T_A=100^\circ\text{C}$	I_R	5.0 200.0							uA
Typical Junction Capacitance (Note 1)	C_J	20.0							pF
Typical Thermal Resistance (Note 2)	$R_{\theta JA}$	50.0							°C/W
Operating junction and storage temperature range	T_J, T_{STG}	-65 to +175							°C

Note: 1. Measured at 1MHz and applied reverse voltage of 4.0V D.C.

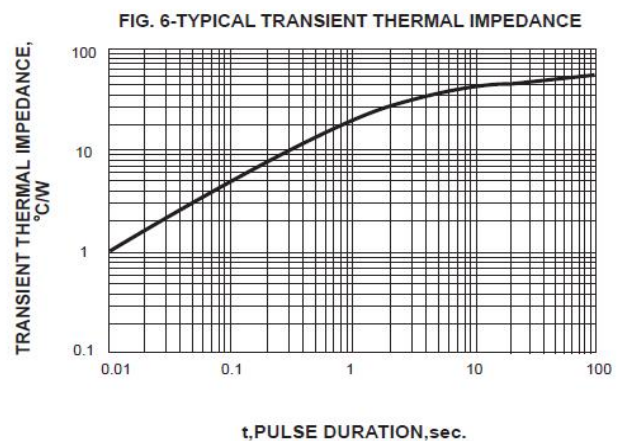
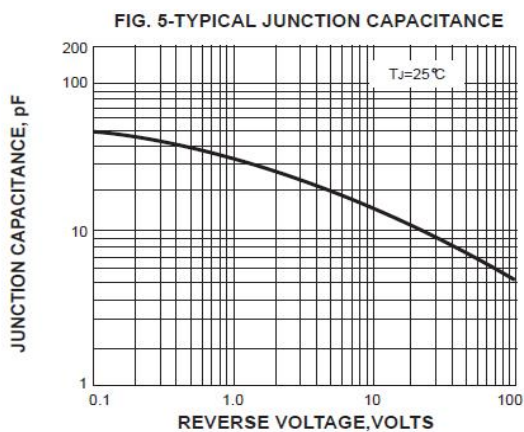
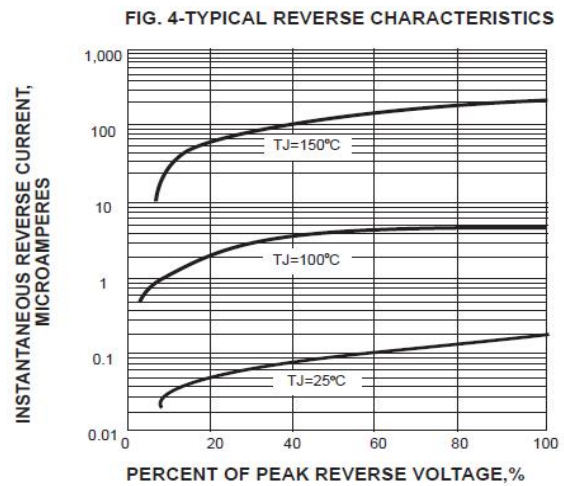
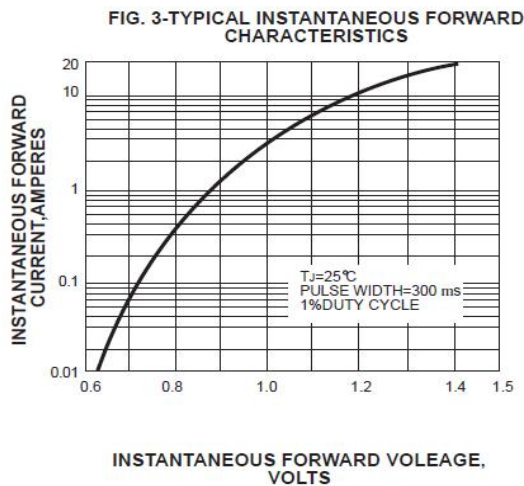
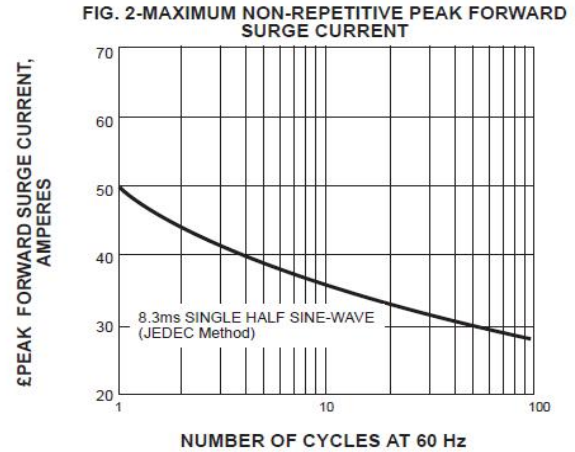
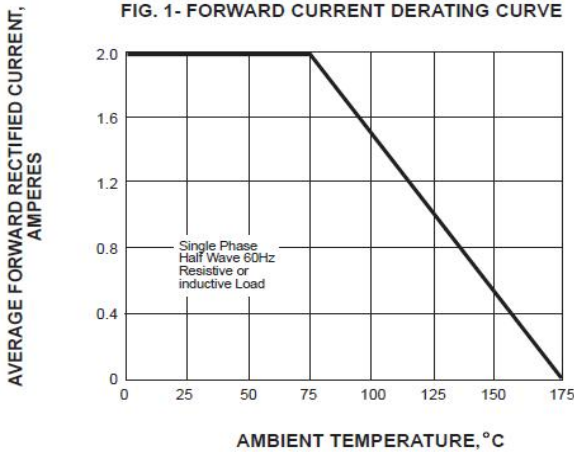
2. Thermal resistance from junction to ambient at 0.375" (9.5mm) lead length, P.C.B. mounted

RL201 THRU RL207

GENERAL PURPOSE SILICON RECTIFIER

Reverse Voltage - 50 to 1000 Volts Forward Current - 2.0 Amperes

RATING AND CHARACTERISTIC CURVES RL201 THRU RL207



Note: Specifications are subject to change without notice. For more detail and update, please visit our website.